

## MV 250 Series



### Application

- Decoration of supply and exhaust vents of public, residential and industrial ventilation systems.
- Used for correct air flow distribution in premises.
- Wall or ceiling mounting.

### Design

- Made of quality and durable plastic.
- Multi-element structure. The internal part is fixed to the base with latches for easy cleaning without dismantling.
- Fixing with screws or lugs depending on grille modification.

### Colour modifications



### Modifications

#### MV 250 - basic modification



- Screw fixing.
- **MV 250 s** - model with a protecting insect screen and screw fixing.
- **MV 250 M** - model with fixing lugs.
- **MV 250 Ms** - model with fixing lugs and a protecting insect screen.



#### MV 250 R - model with an air flow regulator (R)



- Equipped with a movable flap for air flow regulation.
- Air pass is regulated with a tilt wand or pull cords.
- **MV 250 Rs** - model with air flow regulator and a protecting insect screen.



#### MV 250/150 V - model with a round Ø 150 mm flange



- Wall or ceiling mounting.
- Fitted with a round connecting flange for mounting with Ø 150 mm air duct.
- Suitable for direct mounting with VENTS VKO 150 fan.
- Screw fixing.
- **MV 250/150 Vs** - model with a round flange and a protecting insect screen.



#### MV 250/200 V - model with a round Ø 200 mm flange



- Fitted with a round connecting flange for mounting with Ø 200 mm air duct.
- Screw fixing.
- **MV 250/200 Vs** - model with a round flange and a protecting insect screen.



### MV 250/150 VR - model with a round Ø 150 mm flange and air flow regulator (VR)



- Fitted with a round connecting flange for mounting with Ø 150 mm air duct.
- Equipped with a movable flap for air flow regulation.
- Air pass is regulated with a tilt wand or pull cords.
- Suitable for direct mounting with VENTS VKO 150 fan.
- **MV 250/150 VRs** - model with a round flange, air flow regulator and a protecting insect screen.



### MV 250/200 VR - model with a round Ø 200 mm flange and air flow regulator (VR)



- Fitted with a round connecting flange for mounting with Ø 200 mm air duct.
- Equipped with a movable flap for air flow regulation.
- Air pass is regulated with a tilt wand or pull cords.
- Screw fixing.
- **MV 250/200 VRs** - model with a round flange, air flow regulator and a protecting insect screen.



### MV 250 VD - model with four-element connecting flange



- Equipped with four-element connecting flange with adjustable diameter for connection to Ø 100-150 mm round air duct.
- Screw fixing.
- MV 250 VDs - model with four-element flange and a protecting insect screen.



### MV 250 VDR - model with four-element flange and air flow regulator (VDR)



- Equipped with four-element connecting flange with adjustable diameter for connection to Ø 100-150 mm round air duct.
- Equipped with a movable flap for air flow regulation.
- Air pass is regulated with a tilt wand or pull cords.
- Screw fixing.
- MV 250 VDRs - model with four-element flange, air flow regulator and a protecting insect screen.



### Overall dimensions

Model	Dimensions, mm					Air pass, m <sup>2</sup>	Fig. no.
	□H	□B	L	L1	D		
MV 250	250	214	14	-	-	0,02	1, 2
MV 250 R	250	214	14	-	-	0,01	1, 2
MV 250/150 V	250	214	14	44	150	0,02	1, 3
MV 250/200 V	250	214	14	44	200	0,02	1, 3
MV 250/150 VR	250	214	14	44	150	0,01	1, 3
MV 250/200 VR	250	214	14	44	200	0,01	1, 3
MV 250 VD	250	214	14	42	100-150	0,02	1, 4
MV 250 VDR	250	214	14	42	100-150	0,01	1, 4

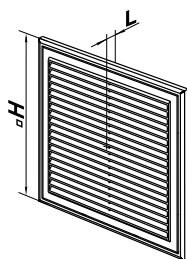


Fig. 1

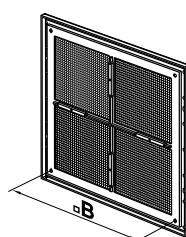


Fig. 2

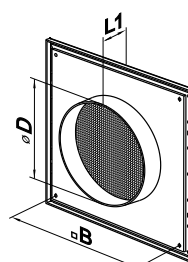


Fig. 3

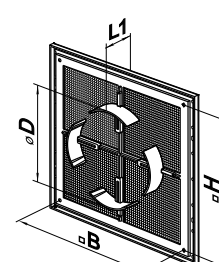


Fig. 4